



CMMC CLASSIC SERIES WITH HAWTHORN CHALLENGE

Thruxton Circuit
17th / 18th June 2023



Timing & Results Provided by Timing Solutions Ltd

www.tsl-timing.com

CMMC Classic Challenge

QUALIFYING - RACE 9 - CLASSIFICATION

POS	NO	CL	PIC NAME	ENTRY	TIME	ON	LAPS	GAP	DIFF	MPH
1	29	B/C	1 Jack SMITH	MGA 1900	1:33.559	6	6			90.65
2	12	Hawthorn	1 Grant WILLIAMS	Jaguar Mk1 3400	1:36.444	2	4	2.885	2.885	87.94
3	1	Hawthorn	2 Cameron JACKSON	Jaugar Mk1 3400	1:38.518	2	4	4.959	2.074	86.09
4	133*	Hawthorn	3 Glenn PEARSON	Jaguar Mk1 3400	1:38.712	3	8	5.153	0.194	85.92
5	72	A	1 David MOORHOUSE	Austin Mini Cooper S 1380	1:38.865	7	11	5.306	0.153	85.78
6	29	B/C	2 Steve SMITH	MGA 1900	1:38.962	2	3	5.403	0.097	85.70
7	511	Ecurie	1 James HICKS	MGB 1840	1:40.186	10	11	6.627	1.224	84.65
8	11	Hawthorn	4 Simon LEWIS	Jaugar Mk1 3400	1:40.235	4	11	6.676	0.049	84.61
9	153	Ecurie	2 Steve SPINK	MGB Roadster 1850	1:41.348	8	10	7.789	1.113	83.68
10	25	Hawthorn	5 Rob NEWELL	Lister Jaguar Mk1 3442	1:41.394	6	9	7.835	0.046	83.65
11	46	Ecurie	3 Freddie WILTSHIRE	MGB 1840	1:41.565	4	4	8.006	0.171	83.50
12	177	D/E	1 Alan HERSEY	Reliant Scimitar 2994	1:42.113	5	7	8.554	0.548	83.06
13	101	Hawthorn	6 Toby SMITH	Jaguar Mk1 3442	1:42.120	6	10	8.561	0.007	83.05
14	105	Hawthorn	7 Lee WILLIAMS	Jaguar Mk1 3400	1:43.862	4	10	10.303	1.742	81.66
15	65	Hawthorn	8 Geoff OTTLEY	Jaguar XK120 3400	1:44.900	2	8	11.341	1.038	80.85
16	56	B/C	3 Clive GIMSON	Triumph GT6 1998	1:45.357	8	10	11.798	0.457	80.50
17	33	Hawthorn	9 Martin BARROW	Jaguar E-Type 4200	1:46.166	10	10	12.607	0.809	79.89
18	54*	B/C	4 Nic STRONG	Ford Escort 2000	1:47.315	5	7	13.756	1.149	79.03
19	39	D/E	2 Tim STAMPER	Aston Martin DB2/4 2992	1:50.265	8	10	16.706	2.950	76.92
20	46	Ecurie	4 George WILTSHIRE	MGB 1840	1:52.491	2	4	18.932	2.226	75.39
21	18*	Hawthorn	10 Tom HARRIS	Jaguar C-Type Lightweight 3400	1:53.220	3	9	19.661	0.729	74.91

*Car Nos 18 & 133 - No working transponder - Please fit for Races - Q12.8.1 applies.

*Car No 54 - Please check position of transponder - Intermittent signal.

Weather / Track : Bright / Dry

These results are provisional until the conclusion of any judicial and technical matters.

Thruxton: 2.3560 miles

Date: 18/06/2023 Start: 10:50 Finish: 11:10

Clerk Of Course : Mike Heath

Stewards :

Timekeeper : Peter Knight

CMMC Classic Challenge

QUALIFYING - RACE 9 - 2ND FASTEST CLASSIFICATION

POS	NO	CL	PIC NAME	ENTRY	TIME	ON	LAPS	GAP	DIFF	MPH
1	29	B/C	1 Jack SMITH	MGA 1900	1:33.946	4	6			90.28
2	12	Hawthorn	1 Grant WILLIAMS	Jaguar Mk1 3400	1:38.038	3	4	4.092	4.092	86.51
3	133*	Hawthorn	2 Glenn PEARSON	Jaguar Mk1 3400	1:38.753	2	8	4.807	0.715	85.88
4	1	Hawthorn	3 Cameron JACKSON	Jaguar Mk1 3400	1:39.480	1	4	5.534	0.727	85.25
5	72	A	1 David MOORHOUSE	Austin Mini Cooper S 1380	1:39.498	10	11	5.552	0.018	85.24
6	511	Ecurie	1 James HICKS	MGB 1840	1:40.226	9	11	6.280	0.728	84.62
7	11	Hawthorn	4 Simon LEWIS	Jaguar Mk1 3400	1:40.969	11	11	7.023	0.743	84.00
8	25	Hawthorn	5 Rob NEWELL	Lister Jaguar Mk1 3442	1:41.700	8	9	7.754	0.731	83.39
9	153	Ecurie	2 Steve SPINK	MGB Roadster 1850	1:41.862	6	10	7.916	0.162	83.26
10	101	Hawthorn	6 Toby SMITH	Jaguar Mk1 3442	1:42.363	7	10	8.417	0.501	82.85
11	177	D/E	1 Alan HERSEY	Reliant Scimitar 2994	1:43.215	6	7	9.269	0.852	82.17
12	46	Ecurie	3 Freddie WILTSHIRE	MGB 1840	1:43.577	3	4	9.631	0.362	81.88
13	29	B/C	2 Steve SMITH	MGA 1900	1:44.268	1	3	10.322	0.691	81.34
14	105	Hawthorn	7 Lee WILLIAMS	Jaguar Mk1 3400	1:44.554	6	10	10.608	0.286	81.12
15	56	B/C	3 Clive GIMSON	Triumph GT6 1998	1:45.680	6	10	11.734	1.126	80.25
16	65	Hawthorn	8 Geoff OTTLEY	Jaguar XK120 3400	1:45.771	4	8	11.825	0.091	80.18
17	33	Hawthorn	9 Martin BARROW	Jaguar E-Type 4200	1:46.664	8	10	12.718	0.893	79.51
18	54*	B/C	4 Nic STRONG	Ford Escort 2000	1:48.035	4	7	14.089	1.371	78.50
19	39	D/E	2 Tim STAMPER	Aston Martin DB2/4 2992	1:50.522	5	10	16.576	2.487	76.74
20	46	Ecurie	4 George WILTSHIRE	MGB 1840	1:53.206	3	4	19.260	2.684	74.92
21	18*	Hawthorn	10 Tom HARRIS	Jaguar C-Type Lightweight 3400	1:54.125	9	9	20.179	0.919	74.31

*Car Nos 18 & 133 - No working transponder - Please fit for Races - Q12.8.1 applies.

*Car No 54 - Please check position of transponder - Intermittent signal.

Weather / Track : Bright / Dry

These results are provisional until the conclusion of any judicial and technical matters.

Thruxton: 2.3560 miles

Date: 18/06/2023 Start: 10:50 Finish: 11:10

Clerk Of Course : Mike Heath

Stewards :

Timekeeper : Peter Knight

CMMC Classic Challenge

QUALIFYING - RACE 9 - LAP ANALYSIS

DIFF = Difference To Personal Best Lap

P1 29 Jack SMITH				
LAP	LAP TIME	DIFF	MPH	TIME OF DAY
1 -	1:35.675	2.116	88.65	11:03:21.298
2 -	1:34.514 (3)	0.955	89.73	11:04:55.812
3 -	1:38.957	5.398	85.71	11:06:34.769
4 -	1:33.946 (2)	0.387	90.28	11:08:08.715
5 -	1:35.506	1.947	88.80	11:09:44.221
6 -	1:33.559 (1)		90.65	11:11:17.780

P2 12 Grant WILLIAMS				
LAP	LAP TIME	DIFF	MPH	TIME OF DAY
1 -	1:38.123 (3)	1.679	86.43	10:54:48.483
2 -	1:36.444 (1)		87.94	10:56:24.927
3 -	1:38.038 (2)	1.594	86.51	10:58:02.965
4 -	1:40.043 P	3.599	84.77	10:59:43.008

P3 1 Cameron JACKSON				
LAP	LAP TIME	DIFF	MPH	TIME OF DAY
1 -	1:39.480 (2)	0.962	85.25	10:56:19.600
2 -	1:38.518 (1)		86.09	10:57:58.118
3 -	1:41.965 (3)	3.447	83.18	10:59:40.083
4 -	1:51.383 P	12.865	76.14	11:01:31.466

P4 133 Glenn PEARSON				
LAP	LAP TIME	DIFF	MPH	TIME OF DAY
1 -	1:39.072	0.360	85.61	10:54:41.937
2 -	1:38.753 (2)	0.041	85.88	10:56:20.690
3 -	1:38.712 (1)		85.92	10:57:59.402
4 -	1:40.214	1.502	84.63	10:59:39.616
5 -	1:39.929	1.217	84.87	11:01:19.545
6 -	1:38.960 (3)	0.248	85.70	11:02:58.505
7 -	1:39.524	0.812	85.22	11:04:38.029
8 -	2:26.689 P	47.977	57.82	11:07:04.718

P5 72 David MOORHOUSE				
LAP	LAP TIME	DIFF	MPH	TIME OF DAY
1 -	1:51.238	12.373	76.24	10:55:23.460
2 -	1:49.398	10.533	77.52	10:57:12.858
3 -	1:44.878	6.013	80.87	10:58:57.736
4 -	1:41.346	2.481	83.68	11:00:39.082
5 -	1:40.239 (3)	1.374	84.61	11:02:19.321
6 -	1:40.852	1.987	84.09	11:04:00.173
7 -	1:38.865 (1)		85.78	11:05:39.038
8 -	1:41.421	2.556	83.62	11:07:20.459
9 -	1:40.908	2.043	84.05	11:09:01.367
10 -	1:39.498 (2)	0.633	85.24	11:10:40.865
11 -	1:40.372	1.507	84.50	11:12:21.237

P6 29 Steve SMITH				
LAP	LAP TIME	DIFF	MPH	TIME OF DAY
1 -	1:44.268 (2)	5.306	81.34	10:55:34.402
2 -	1:38.962 (1)		85.70	10:57:13.364
3 -	1:39.915 P	0.953	84.88	10:58:53.279

P7 511 James HICKS				
LAP	LAP TIME	DIFF	MPH	TIME OF DAY
1 -	1:46.396	6.210	79.71	10:55:06.031
2 -	1:42.231	2.045	82.96	10:56:48.262
3 -	1:41.333	1.147	83.70	10:58:29.595

DIFF = Difference To Personal Best Lap

4 -	1:41.035	0.849	83.94	11:00:10.630
5 -	1:40.320	0.134	84.54	11:01:50.950
6 -	1:40.314 (3)	0.128	84.55	11:03:31.264
7 -	1:41.662	1.476	83.42	11:05:12.926
8 -	1:41.131	0.945	83.86	11:06:54.057
9 -	1:40.226 (2)	0.040	84.62	11:08:34.283
10 -	1:40.186 (1)		84.65	11:10:14.469
11 -	1:41.388	1.202	83.65	11:11:55.857

P8 11 Simon LEWIS				
LAP	LAP TIME	DIFF	MPH	TIME OF DAY
1 -	1:42.662	2.427	82.61	10:54:52.223
2 -	1:41.486	1.251	83.57	10:56:33.709
3 -	1:41.471	1.236	83.58	10:58:15.180
4 -	1:40.235 (1)		84.61	10:59:55.415
5 -	1:42.493	2.258	82.75	11:01:37.908
6 -	1:44.093	3.858	81.48	11:03:22.001
7 -	1:41.840	1.605	83.28	11:05:03.841
8 -	1:42.809	2.574	82.49	11:06:46.650
9 -	1:41.364 (3)	1.129	83.67	11:08:28.014
10 -	1:42.066	1.831	83.09	11:10:10.080
11 -	1:40.969 (2)	0.734	84.00	11:11:51.049

P9 153 Steve SPINK				
LAP	LAP TIME	DIFF	MPH	TIME OF DAY
1 -	1:47.998	6.650	78.53	10:55:28.374
2 -	1:46.150	4.802	79.90	10:57:14.524
3 -	1:43.352	2.004	82.06	10:58:57.876
4 -	1:44.071	2.723	81.49	11:00:41.947
5 -	1:42.991 (3)	1.643	82.35	11:02:24.938
6 -	1:41.862 (2)	0.514	83.26	11:04:06.800
7 -	1:45.664	4.316	80.26	11:05:52.464
8 -	1:41.348 (1)		83.68	11:07:33.812
9 -	1:45.699	4.351	80.24	11:09:19.511
10 -	1:43.486 P	2.138	81.95	11:11:02.997

P10 25 Rob NEWELL				
LAP	LAP TIME	DIFF	MPH	TIME OF DAY
1 -	1:47.611	6.217	78.81	10:55:14.401
2 -	1:44.143	2.749	81.44	10:56:58.544
3 -	1:41.901 (3)	0.507	83.23	10:58:40.445
4 -	1:42.329	0.935	82.88	11:00:22.774
5 -	1:42.527	1.133	82.72	11:02:05.301
6 -	1:41.394 (1)		83.65	11:03:46.695
7 -	1:44.216	2.822	81.38	11:05:30.911
8 -	1:41.700 (2)	0.306	83.39	11:07:12.611
9 -	2:13.803 P	32.409	63.38	11:09:26.414

P11 46 Freddie WILTSHIRE				
LAP	LAP TIME	DIFF	MPH	TIME OF DAY
1 -	1:48.421	6.856	78.22	11:06:44.450
2 -	1:44.967 (3)	3.402	80.80	11:08:29.417
3 -	1:43.577 (2)	2.012	81.88	11:10:12.994
4 -	1:41.565 (1)		83.50	11:11:54.559

P12 177 Alan HERSEY				
LAP	LAP TIME	DIFF	MPH	TIME OF DAY
1 -	1:48.044	5.931	78.50	10:55:27.241
2 -	1:44.625	2.512	81.06	10:57:11.866
3 -	1:44.799	2.686	80.93	10:58:56.665
4 -	1:43.927 (3)	1.814	81.61	11:00:40.592

CMMC Classic Challenge

QUALIFYING - RACE 9 - LAP ANALYSIS

DIFF = Difference To Personal Best Lap

5 -	1:42.113 (1)		83.06	11:02:22.705
6 -	1:43.215 (2)	1.102	82.17	11:04:05.920
7 -	1:44.250 P	2.137	81.35	11:05:50.170

P13 101 Toby SMITH

LAP	LAP TIME	DIFF	MPH	TIME OF DAY
1 -	1:48.205	6.085	78.38	10:55:17.814
2 -	1:45.332	3.212	80.52	10:57:03.146
3 -	1:45.295	3.175	80.55	10:58:48.441
4 -	1:43.169	1.049	82.21	11:00:31.610
5 -	1:42.730 (3)	0.610	82.56	11:02:14.340
6 -	1:42.120 (1)		83.05	11:03:56.460
7 -	1:42.363 (2)	0.243	82.85	11:05:38.823
8 -	1:44.075	1.955	81.49	11:07:22.898
9 -	1:42.628 P	0.508	82.64	11:09:05.526
10 -	2:42.724	1:00.604	52.12	11:11:48.250

P14 105 Lee WILLIAMS

LAP	LAP TIME	DIFF	MPH	TIME OF DAY
1 -	1:48.587	4.725	78.10	10:55:16.980
2 -	1:45.049	1.187	80.73	10:57:02.029
3 -	1:44.621 (3)	0.759	81.06	10:58:46.650
4 -	1:43.862 (1)		81.66	11:00:30.512
5 -	1:47.467	3.605	78.92	11:02:17.979
6 -	1:44.554 (2)	0.692	81.12	11:04:02.533
7 -	1:45.435	1.573	80.44	11:05:47.968
8 -	1:45.198	1.336	80.62	11:07:33.166
9 -	1:45.821	1.959	80.15	11:09:18.987
10 -	1:47.383	3.521	78.98	11:11:06.370

P15 65 Geoff OTTLEY

LAP	LAP TIME	DIFF	MPH	TIME OF DAY
1 -	1:46.410	1.510	79.70	10:54:39.631
2 -	1:44.900 (1)		80.85	10:56:24.531
3 -	1:46.545	1.645	79.60	10:58:11.076
4 -	1:45.771 (2)	0.871	80.18	10:59:56.847
5 -	1:45.634 P	0.734	80.29	11:01:42.481
6 -	6:20.148	4:35.248	22.31	11:08:02.629
7 -	1:46.648	1.748	79.52	11:09:49.277
8 -	1:45.886 (3)	0.986	80.10	11:11:35.163

P16 56 Clive GIMSON

LAP	LAP TIME	DIFF	MPH	TIME OF DAY
1 -	1:58.561	13.204	71.53	10:56:01.579
2 -	1:52.153	6.796	75.62	10:57:53.732
3 -	1:51.919	6.562	75.78	10:59:45.651
4 -	1:49.012	3.655	77.80	11:01:34.663
5 -	1:48.810	3.453	77.94	11:03:23.473
6 -	1:45.680 (2)	0.323	80.25	11:05:09.153
7 -	1:47.224	1.867	79.10	11:06:56.377
8 -	1:45.357 (1)		80.50	11:08:41.734
9 -	1:45.690 (3)	0.333	80.24	11:10:27.424
10 -	1:45.810	0.453	80.15	11:12:13.234

P17 33 Martin BARROW

LAP	LAP TIME	DIFF	MPH	TIME OF DAY
1 -	1:51.404	5.238	76.13	10:55:41.747
2 -	1:53.156	6.990	74.95	10:57:34.903
3 -	1:49.571	3.405	77.40	10:59:24.474
4 -	1:49.130	2.964	77.72	11:01:13.604
5 -	1:48.452	2.286	78.20	11:03:02.056

DIFF = Difference To Personal Best Lap

6 -	1:48.636	2.470	78.07	11:04:50.692
7 -	1:49.043	2.877	77.78	11:06:39.735
8 -	1:46.664 (2)	0.498	79.51	11:08:26.399
9 -	1:47.491 (3)	1.325	78.90	11:10:13.890
10 -	1:46.166 (1)		79.89	11:12:00.056

P18 54 Nic STRONG

LAP	LAP TIME	DIFF	MPH	TIME OF DAY
1 -	1:51.968	4.653	75.75	10:55:40.719
2 -	1:50.138	2.823	77.00	10:57:30.857
3 -	1:48.476 (3)	1.161	78.18	10:59:19.333
4 -	1:48.035 (2)	0.720	78.50	11:01:07.368
5 -	1:47.315 (1)		79.03	11:02:54.683
6 -	2:06.951 P	19.636	66.81	11:05:01.634
7 -	6:58.421 P	5:11.106	20.27	11:12:00.055

P19 39 Tim STAMPER

LAP	LAP TIME	DIFF	MPH	TIME OF DAY
1 -	1:55.930	5.665	73.16	10:55:43.408
2 -	1:55.400	5.135	73.49	10:57:38.808
3 -	1:53.078	2.813	75.00	10:59:31.886
4 -	1:53.045	2.780	75.02	11:01:24.931
5 -	1:50.522 (2)	0.257	76.74	11:03:15.453
6 -	1:52.509	2.244	75.38	11:05:07.962
7 -	1:51.424	1.159	76.12	11:06:59.386
8 -	1:50.265 (1)		76.92	11:08:49.651
9 -	1:50.904 (3)	0.639	76.47	11:10:40.555
10 -	1:54.047	3.782	74.36	11:12:34.602

P20 46 George WILTSHIRE

LAP	LAP TIME	DIFF	MPH	TIME OF DAY
1 -	1:58.528 (3)	6.037	71.55	10:56:00.144
2 -	1:52.491 (1)		75.39	10:57:52.635
3 -	1:53.206 (2)	0.715	74.92	10:59:45.841
4 -	1:49.523 P		77.44	11:01:35.364

P21 18 Tom HARRIS

LAP	LAP TIME	DIFF	MPH	TIME OF DAY
1 -	1:56.016 (3)	2.796	73.10	10:55:40.395
2 -	1:57.514	4.294	72.17	10:57:37.909
3 -	1:53.220 (1)		74.91	10:59:31.129
4 -	2:00.668	7.448	70.28	11:01:31.797
5 -	1:59.192	5.972	71.15	11:03:30.989
6 -	2:01.477	8.257	69.82	11:05:32.466
7 -	1:56.512	3.292	72.79	11:07:28.978
8 -	1:57.441	4.221	72.22	11:09:26.419
9 -	1:54.125 (2)	0.905	74.31	11:11:20.544

CMMC Classic Challenge

QUALIFYING - RACE 9 - STATISTICS

Competitors Started 21
Planned Start 2023-06-18 @ 10:45:00.000
Actual Start 2023-06-18 @ 10:50:54.704
Finish Time 2023-06-18 @ 11:10:59.824
Track Length 2.3560mi.
Total Laps 166
Total Distance Covered 391.0965mi.

Session Fastest Lap History

NO	CL	NAME	LAP TIME	TIME OF DAY	LAP	VEHICLE
65	Hawthorn	Geoff OTTLEY	1:46.410	10:54:39.670	1	Jaguar XK120 3400
133	Hawthorn	Glenn PEARSON	1:39.072	10:54:41.937	1	Jaguar Mk1 3400
12	Hawthorn	Grant WILLIAMS	1:38.123	10:54:48.498	1	Jaguar Mk1 3400
12	Hawthorn	Grant WILLIAMS	1:36.444	10:56:24.943	2	Jaguar Mk1 3400
29	B/C	Jack SMITH	1:35.675	11:03:21.335	1	MGA 1900
29	B/C	Jack SMITH	1:34.514	11:04:55.847	2	MGA 1900
29	B/C	Jack SMITH	1:33.946	11:08:08.751	4	MGA 1900
29	B/C	Jack SMITH	1:33.559	11:11:17.816	6	MGA 1900

Flag History

TYPE	TIME OF DAY
GREEN	10:50:54.704
FINISH	11:10:59.824

Flag Statistics

TYPE	COUNT	TOTAL LAPS	TOTAL TIME
Green	1	11	22:11.501
Red	0	0	0.000
Safety Car	0	0	0.000
FCY	0	0	0.000

CMMC Classic Challenge

QUALIFYING - RACE 9 - STATISTICS

CLASS : A

1 Starters

Fastest Lap History

NO	NAME	LAP TIME	TIME OF DAY	LAP	VEHICLE
72	David MOORHOUSE	1:51.238	10:55:23.504	1	Austin Mini Cooper S 1380
72	David MOORHOUSE	1:49.398	10:57:12.901	2	Austin Mini Cooper S 1380
72	David MOORHOUSE	1:44.878	10:58:57.779	3	Austin Mini Cooper S 1380
72	David MOORHOUSE	1:41.346	11:00:39.124	4	Austin Mini Cooper S 1380
72	David MOORHOUSE	1:40.239	11:02:19.363	5	Austin Mini Cooper S 1380
72	David MOORHOUSE	1:38.865	11:05:39.081	7	Austin Mini Cooper S 1380

CMMC Classic Challenge

QUALIFYING - RACE 9 - STATISTICS

CLASS : B/C

4 Starters

Fastest Lap History

NO	NAME	LAP TIME	TIME OF DAY	LAP	VEHICLE
29	Steve SMITH	1:44.268	10:55:34.438	1	MGA 1900
29	Steve SMITH	1:38.962	10:57:13.400	2	MGA 1900
29	Jack SMITH	1:35.675	11:03:21.335	1	MGA 1900
29	Jack SMITH	1:34.514	11:04:55.847	2	MGA 1900
29	Jack SMITH	1:33.946	11:08:08.751	4	MGA 1900
29	Jack SMITH	1:33.559	11:11:17.816	6	MGA 1900

CMMC Classic Challenge

QUALIFYING - RACE 9 - STATISTICS

CLASS : D/E

2 Starters

Fastest Lap History

NO	NAME	LAP TIME	TIME OF DAY	LAP	VEHICLE
177	Alan HERSEY	1:48.044	10:55:27.305	1	Reliant Scimitar 2994
177	Alan HERSEY	1:44.625	10:57:11.932	2	Reliant Scimitar 2994
177	Alan HERSEY	1:43.927	11:00:40.655	4	Reliant Scimitar 2994
177	Alan HERSEY	1:42.113	11:02:22.770	5	Reliant Scimitar 2994

CMMC Classic Challenge

QUALIFYING - RACE 9 - STATISTICS

CLASS : Hawthorn

10 Starters

Fastest Lap History

NO	NAME	LAP TIME	TIME OF DAY	LAP	VEHICLE
65	Geoff OTTLEY	1:46.410	10:54:39.670	1	Jaguar XK120 3400
133	Glenn PEARSON	1:39.072	10:54:41.937	1	Jaguar Mk1 3400
12	Grant WILLIAMS	1:38.123	10:54:48.498	1	Jaguar Mk1 3400
12	Grant WILLIAMS	1:36.444	10:56:24.943	2	Jaguar Mk1 3400

CMMC Classic Challenge

QUALIFYING - RACE 9 - STATISTICS

CLASS : Ecurie


4 Starters

Fastest Lap History

NO	NAME	LAP TIME	TIME OF DAY	LAP	VEHICLE
511	James HICKS	1:46.396	10:55:06.055	1	MGB 1840
511	James HICKS	1:42.231	10:56:48.286	2	MGB 1840
511	James HICKS	1:41.333	10:58:29.619	3	MGB 1840
511	James HICKS	1:41.035	11:00:10.654	4	MGB 1840
511	James HICKS	1:40.320	11:01:50.973	5	MGB 1840
511	James HICKS	1:40.314	11:03:31.292	6	MGB 1840
511	James HICKS	1:40.226	11:08:34.307	9	MGB 1840
511	James HICKS	1:40.186	11:10:14.493	10	MGB 1840

CMMC Classic Challenge

RACE 12 - GRID (15 minutes)

ROW 10	19	1:54.125	18 Tom HARRIS				
ROW 9	17	1:48.035	54 Nic STRONG	18	1:50.522	39 Tim STAMPER	
ROW 8		1:45.771	15	65 Geoff OTTLEY	16	1:46.664	33 Martin BARROW
ROW 7	13	1:44.554	105 Lee WILLIAMS	14	1:45.680	56 Clive GIMSON	
ROW 6		1:43.577	11	46 Freddie WILTSHIRE	12	1:44.268	29 Steve SMITH
ROW 5	9	1:42.363	101 Toby SMITH	10	1:43.215	177 Alan HERSEY	
ROW 4		1:41.700	7	25 Rob NEWELL	8	1:41.862	153 Steve SPINK
ROW 3	5	1:40.226	511 James HICKS	6	1:40.969	11 Simon LEWIS	
ROW 2		1:39.480	3	1 Cameron JACKSON	4	1:39.498	72 David MOORHOUSE
ROW 1	1	1:38.038	12 Grant WILLIAMS	2	1:38.753	133 Glenn PEARSON	
Pole							
							

Thrupton: 2.3560 miles

These results are provisional until the conclusion of any judicial and technical matters.


Clerk Of Course : Mike Heath

Stewards :

Timekeeper : Peter Knight

CMMC Classic Challenge

RACE 9 - GRID (15 minutes)

ROW 10	19	1:53.220	18 Tom HARRIS			
ROW 9	17	1:50.265	39 Tim STAMPER	18	1:52.491	46 George WILTSHIRE
ROW 8		1:46.166	15 33 Martin BARROW	16	1:47.315	54 Nic STRONG
ROW 7	13	1:44.900	65 Geoff OTTLEY	14	1:45.357	56 Clive GIMSON
ROW 6		1:42.120	11 101 Toby SMITH	12	1:43.862	105 Lee WILLIAMS
ROW 5	9	1:41.394	25 Rob NEWELL	10	1:42.113	177 Alan HERSEY
ROW 4		1:40.235	7 11 Simon LEWIS	8	1:41.348	153 Steve SPINK
ROW 3	5	1:38.865	72 David MOORHOUSE	6	1:40.186	511 James HICKS
ROW 2		1:38.518	3 1 Cameron JACKSON	4	1:38.712	133 Glenn PEARSON
ROW 1	1	1:33.559	29 Jack SMITH	2	1:36.444	12 Grant WILLIAMS
Pole						
						

Thrupton: 2.3560 miles

These results are provisional until the conclusion of any judicial and technical matters.

Clerk Of Course : Mike Heath

Stewards :

Timekeeper : Peter Knight

CMMC Classic Challenge

RACE 9 - CLASSIFICATION

POS	NO	CL	PIC	NAME	ENTRY	LAPS	TIME	GAP	DIFF	MPH	BEST	ON
1	29	B/C	1	Jack SMITH	MGA 1900	9	14:22.456			88.50	1:33.654	4
2	12	Hawthorn	1	Grant WILLIAMS	Jaguar Mk1 3400	9	15:16.978	54.522	54.522	83.24	1:37.832	4
3	511	Ecurie	1	James HICKS	MGB 1840	9	15:18.605	56.149	1.627	83.09	1:39.459	5
4	153	Ecurie	2	Steve SPINK	MGB Roadster 1850	9	15:19.139	56.683	0.534	83.04	1:40.689	9
5	25	Hawthorn	2	Rob NEWELL	Lister Jaguar Mk1 3442	9	15:35.943	1:13.487	16.804	81.55	1:41.825	5
6	65	Hawthorn	3	Geoff OTTLEY	Jaguar XK120 3400	9	15:59.077	1:36.621	23.134	79.59	1:44.740	8
7	33	D/E	1	Martin BARROW	Jaguar E-Type 4200	9	15:59.289	1:36.833	0.212	79.57	1:44.507	6
8	46	Ecurie	3	George WILTSHIRE	MGB 1840	9	16:00.015	1:37.559	0.726	79.51	1:44.108	6
9	56	B/C	2	Clive GIMSON	Triumph GT6 1998	9	16:01.313	1:38.857	1.298	79.40	1:44.367	7
10	39	D/E	2	Tim STAMPER	Aston Martin DB2/4 2992	8	14:54.141	1 Lap	1 Lap	75.88	1:48.214	3
11	18	Hawthorn	4	Tom HARRIS	Jaguar C-Type Lightweight 3400	8	15:02.122	1 Lap	7.981	75.21	1:50.239	8
12	105	Hawthorn	5	Lee WILLIAMS	Jaguar Mk1 3400	8	15:48.908	1 Lap	46.786	71.50	1:42.572	2

NOT CLASSIFIED

DNF	11*	Hawthorn		Simon LEWIS	Jaguar Mk1 3400	8	14:29.635	1 Lap		78.02	1:42.189	2
DNF	101	Hawthorn		Toby SMITH	Jaguar Mk1 3442	4	7:07.177	5 Laps	4 Laps	79.42	1:43.938	2
DNF	72	A		David MOORHOUSE	Austin Mini Cooper S 1380	0						

NOT STARTED

NS	1	Hawthorn		Cameron JACKSON	Jaguar Mk1 3400							
NS	54	B/C		Nic STRONG	Ford Escort 2000							
NS	133	Hawthorn		Glenn PEARSON	Jaguar Mk1 3400							
NS	177	D/E		Alan HERSEY	Reliant Scimitar 2994							

FASTEST LAP

29	B/C	Jack SMITH	MGA 1900	4	1:33.654	90.56 mph	145.74 kph
12	Hawthorn	Grant WILLIAMS	Jaguar Mk1 3400	4	1:37.832	86.69 mph	139.52 kph
511	Ecurie	James HICKS	MGB 1840	5	1:39.459	85.27 mph	137.24 kph
33	D/E	Martin BARROW	Jaguar E-Type 4200	6	1:44.507	81.15 mph	130.61 kph

*Car No 11 - 10 second penalty - False Start - Q12.13

Weather / Track : Bright / Dry

These results are provisional until the conclusion of any judicial and technical matters.

Race Distance: 9 Laps / 21.20 miles

Thrupton: 2.3560 miles

Date: 18/06/2023 Start: 15:11 Finish: 15:26

Clerk Of Course : Mike Heath

Stewards :

Timekeeper : Peter Knight

CMMC Classic Challenge

RACE 9 - LAP CHART

LAP 1 @ 15:13:26.339			LAP 2 @ 15:15:00.397			LAP 3 @ 15:16:34.161			LAP 4 @ 15:18:07.815			LAP 5 @ 15:19:43.318		
NO	BEHIND	LAP TIME	NO	BEHIND	LAP TIME	NO	BEHIND	LAP TIME	NO	BEHIND	LAP TIME	NO	BEHIND	LAP TIME
29		1:41.046	29		1:34.058	29		1:33.764	29		1:33.654	29		1:35.503
153	5.692	1:46.738	153	13.222	1:41.588	153	20.875	1:41.417	12	29.221	1:37.832	12	34.907	1:41.189
11	7.659	1:48.705	11	15.790	1:42.189	511	24.886	1:42.624	153	30.024	1:42.803	153	35.602	1:41.081
25	8.418	1:49.464	511	16.026	1:41.055	12	25.043	1:38.349	511	32.021	1:40.789	511	35.977	1:39.459
511	9.029	1:50.075	25	16.533	1:42.173	11	26.096	1:44.070	25	35.040	1:42.363	25	41.362	1:41.825
101	10.440	1:51.486	101	20.320	1:43.938	25	26.331	1:43.562	11	35.814	1:43.372	11	43.032	1:42.721
33	13.248	1:54.294	12	20.458	1:38.822	101	31.699	1:45.143	101	44.655	1:46.610	65	59.839	1:45.533
65	14.088	1:55.134	105	24.568	1:42.572	65	37.331	1:44.933	65	49.809	1:46.132	33	1:02.544	1:45.865
12	15.694	1:56.740	65	26.162	1:46.132	105	39.019	1:48.215	33	52.182	1:46.405	56	1:03.326	1:45.601
56	15.727	1:56.773	33	27.167	1:47.977	33	39.431	1:46.028	56	53.228	1:46.816	46	1:03.859	1:45.195
105	16.054	1:57.100	56	28.036	1:46.367	56	40.066	1:45.794	46	54.167	1:46.690	39	1:20.625	1:50.511
46	18.240	1:59.286	46	29.551	1:45.369	46	41.131	1:45.344	39	1:05.617	1:48.384	18	1:31.542	1:52.947
18	19.706	2:00.752	39	36.437	1:50.195	39	50.887	1:48.214	105	1:13.225	2:07.860			
39	20.300	2:01.346	18	38.029	1:52.381	18	54.999	1:50.734	18	1:14.098	1:52.753			

CMMC Classic Challenge

RACE 9 - LAP CHART

LAP 6 @ 15:21:18.608			LAP 7 @ 15:22:55.821			LAP 8 @ 15:24:32.284			LAP 9 @ 15:26:07.749		
NO	BEHIND	LAP TIME	NO	BEHIND	LAP TIME	NO	BEHIND	LAP TIME	NO	BEHIND	LAP TIME
29		1:35.290	29		1:37.213	29		1:36.463	29		1:35.465
105	1 Lap	2:03.021	18	1 Lap	1:51.651	39	1 Lap	1:50.712	39	1 Lap	1:56.212
12	42.780	1:43.163	105	1 Lap	2:01.031	18	1 Lap	1:50.665	18	1 Lap	1:50.239
153	43.399	1:43.087	12	45.744	1:40.177	12	50.028	1:40.747	12	54.522	1:39.959
511	43.879	1:43.192	153	47.214	1:41.028	153	51.459	1:40.708	511	56.149	1:39.961
25	49.108	1:43.036	511	47.477	1:40.811	511	51.653	1:40.639	153	56.683	1:40.689
11	51.397	1:43.655	25	54.114	1:42.219	105	1 Lap	2:03.609	25	1:13.487	1:47.563
65	1:10.220	1:45.671	11	56.750	1:42.566	25	1:01.389	1:43.738	105	1 Lap	2:05.500
33	1:11.761	1:44.507	65	1:18.902	1:45.895	65	1:27.179	1:44.740	65	1:36.621	1:44.907
46	1:12.677	1:44.108	33	1:19.400	1:44.852	33	1:27.536	1:44.599	33	1:36.833	1:44.762
56	1:14.054	1:46.018	46	1:20.264	1:44.800	46	1:28.545	1:44.744	46	1:37.559	1:44.479
39	1:33.902	1:48.567	56	1:21.208	1:44.367	56	1:29.240	1:44.495	56	1:38.857	1:45.082
						11	1:32.644	2:12.357 P			

CMMC Classic Challenge

RACE 9 - POSITION CHART

No	Name	Lap									
		Pos	1	2	3	4	5	6	7	8	9
72	MOORHOUSE	1	29	29	29	29	29	29	29	29	29
29	SMITH	2	153	153	153	12	12	12	12	12	12
54	STRONG	3	11	11	511	153	153	153	153	153	511
56	GIMSON	4	25	511	12	511	511	511	511	511	153
39	STAMPER	5	511	25	11	25	25	25	25	25	25
177	HERSEY	6	101	101	25	11	11	11	11	65	65
33	BARROW	7	33	12	101	101	65	65	65	33	33
12	WILLIAMS	8	65	105	65	65	33	33	33	46	46
18	HARRIS	9	12	65	105	33	56	46	46	56	56
25	NEWELL	10	56	33	33	56	46	56	56	11	
65	OTTLEY	11	105	56	56	46	39	39	39	39	
101	SMITH	12	46	46	46	39	18	18	18	18	
105	WILLIAMS	13	18	39	39	105	105	105	105	105	
133	PEARSON	14	39	18	18	18					
1	JACKSON	15									
11	LEWIS	16									
511	HICKS	17									
46	WILTSHIRE	18									
153	SPINK	19									

CMMC Classic Challenge

RACE 9 - LAP ANALYSIS

DIFF = Difference To Personal Best Lap

P1 29 Jack SMITH				
LAP	LAP TIME	DIFF	MPH	TIME OF DAY
1 -	1:41.046	7.392	83.93	15:13:26.339
2 -	1:34.058 (3)	0.404	90.17	15:15:00.397
3 -	1:33.764 (2)	0.110	90.45	15:16:34.161
4 -	1:33.654 (1)		90.56	15:18:07.815
5 -	1:35.503	1.849	88.80	15:19:43.318
6 -	1:35.290	1.636	89.00	15:21:18.608
7 -	1:37.213	3.559	87.24	15:22:55.821
8 -	1:36.463	2.809	87.92	15:24:32.284
9 -	1:35.465	1.811	88.84	15:26:07.749

P2 12 Grant WILLIAMS				
LAP	LAP TIME	DIFF	MPH	TIME OF DAY
1 -	1:56.740	18.908	72.65	15:13:42.033
2 -	1:38.822 (3)	0.990	85.82	15:15:20.855
3 -	1:38.349 (2)	0.517	86.23	15:16:59.204
4 -	1:37.832 (1)		86.69	15:18:37.036
5 -	1:41.189	3.357	83.81	15:20:18.225
6 -	1:43.163	5.331	82.21	15:22:01.388
7 -	1:40.177	2.345	84.66	15:23:41.565
8 -	1:40.747	2.915	84.18	15:25:22.312
9 -	1:39.959	2.127	84.85	15:27:02.271

P3 511 James HICKS				
LAP	LAP TIME	DIFF	MPH	TIME OF DAY
1 -	1:50.075	10.616	77.05	15:13:35.368
2 -	1:41.055	1.596	83.93	15:15:16.423
3 -	1:42.624	3.165	82.64	15:16:59.047
4 -	1:40.789	1.330	84.15	15:18:39.836
5 -	1:39.459 (1)		85.27	15:20:19.295
6 -	1:43.192	3.733	82.19	15:22:02.487
7 -	1:40.811	1.352	84.13	15:23:43.298
8 -	1:40.639 (3)	1.180	84.27	15:25:23.937
9 -	1:39.961 (2)	0.502	84.84	15:27:03.898

P4 153 Steve SPINK				
LAP	LAP TIME	DIFF	MPH	TIME OF DAY
1 -	1:46.738	6.049	79.46	15:13:32.031
2 -	1:41.588	0.899	83.49	15:15:13.619
3 -	1:41.417	0.728	83.63	15:16:55.036
4 -	1:42.803	2.114	82.50	15:18:37.839
5 -	1:41.081	0.392	83.90	15:20:18.920
6 -	1:43.087	2.398	82.27	15:22:02.007
7 -	1:41.028 (3)	0.339	83.95	15:23:43.035
8 -	1:40.708 (2)	0.019	84.21	15:25:23.743
9 -	1:40.689 (1)		84.23	15:27:04.432

P5 25 Rob NEWELL				
LAP	LAP TIME	DIFF	MPH	TIME OF DAY
1 -	1:49.464	7.639	77.48	15:13:34.757
2 -	1:42.173 (2)	0.348	83.01	15:15:16.930
3 -	1:43.562	1.737	81.89	15:17:00.492
4 -	1:42.363	0.538	82.85	15:18:42.855
5 -	1:41.825 (1)		83.29	15:20:24.680
6 -	1:43.036	1.211	82.31	15:22:07.716
7 -	1:42.219 (3)	0.394	82.97	15:23:49.935
8 -	1:43.738	1.913	81.75	15:25:33.673
9 -	1:47.563	5.738	78.85	15:27:21.236

DIFF = Difference To Personal Best Lap

P6 65 Geoff OTTLEY				
LAP	LAP TIME	DIFF	MPH	TIME OF DAY
1 -	1:55.134	10.394	73.66	15:13:40.427
2 -	1:46.132	1.392	79.91	15:15:26.559
3 -	1:44.933 (3)	0.193	80.82	15:17:11.492
4 -	1:46.132	1.392	79.91	15:18:57.624
5 -	1:45.533	0.793	80.36	15:20:43.157
6 -	1:45.671	0.931	80.26	15:22:28.828
7 -	1:45.895	1.155	80.09	15:24:14.723
8 -	1:44.740 (1)		80.97	15:25:59.463
9 -	1:44.907 (2)	0.167	80.84	15:27:44.370

P7 33 Martin BARROW				
LAP	LAP TIME	DIFF	MPH	TIME OF DAY
1 -	1:54.294	9.787	74.20	15:13:39.587
2 -	1:47.977	3.470	78.55	15:15:27.564
3 -	1:46.028	1.521	79.99	15:17:13.592
4 -	1:46.405	1.898	79.71	15:18:59.997
5 -	1:45.865	1.358	80.11	15:20:45.862
6 -	1:44.507 (1)		81.15	15:22:30.369
7 -	1:44.852	0.345	80.89	15:24:15.221
8 -	1:44.599 (2)	0.092	81.08	15:25:59.820
9 -	1:44.762 (3)	0.255	80.96	15:27:44.582

P8 46 George WILTSHIRE				
LAP	LAP TIME	DIFF	MPH	TIME OF DAY
1 -	1:59.286	15.178	71.10	15:13:44.579
2 -	1:45.369	1.261	80.49	15:15:29.948
3 -	1:45.344	1.236	80.51	15:17:15.292
4 -	1:46.690	2.582	79.49	15:19:01.982
5 -	1:45.195	1.087	80.62	15:20:47.177
6 -	1:44.108 (1)		81.46	15:22:31.285
7 -	1:44.800	0.692	80.93	15:24:16.085
8 -	1:44.744 (3)	0.636	80.97	15:26:00.829
9 -	1:44.479 (2)	0.371	81.18	15:27:45.308

P9 56 Clive GIMSON				
LAP	LAP TIME	DIFF	MPH	TIME OF DAY
1 -	1:56.773	12.406	72.63	15:13:42.066
2 -	1:46.367	2.000	79.73	15:15:28.433
3 -	1:45.794	1.427	80.17	15:17:14.227
4 -	1:46.816	2.449	79.40	15:19:01.043
5 -	1:45.601	1.234	80.31	15:20:46.644
6 -	1:46.018	1.651	80.00	15:22:32.662
7 -	1:44.367 (1)		81.26	15:24:17.029
8 -	1:44.495 (2)	0.128	81.16	15:26:01.524
9 -	1:45.082 (3)	0.715	80.71	15:27:46.606

P10 39 Tim STAMPER				
LAP	LAP TIME	DIFF	MPH	TIME OF DAY
1 -	2:01.346	13.132	69.89	15:13:46.639
2 -	1:50.195	1.981	76.96	15:15:36.834
3 -	1:48.214 (1)		78.37	15:17:25.048
4 -	1:48.384 (2)	0.170	78.25	15:19:13.432
5 -	1:50.511	2.297	76.74	15:21:03.943
6 -	1:48.567 (3)	0.353	78.12	15:22:52.510
7 -	1:50.712	2.498	76.60	15:24:43.222
8 -	1:56.212	7.998	72.98	15:26:39.434

CMMC Classic Challenge

RACE 9 - LAP ANALYSIS

DIFF = Difference To Personal Best Lap

P11 18 Tom HARRIS				
LAP	LAP TIME	DIFF	MPH	TIME OF DAY
1 -	2:00.752	10.513	70.23	15:13:46.045
2 -	1:52.381	2.142	75.47	15:15:38.426
3 -	1:50.734 (3)	0.495	76.59	15:17:29.160
4 -	1:52.753	2.514	75.22	15:19:21.913
5 -	1:52.947	2.708	75.09	15:21:14.860
6 -	1:51.651	1.412	75.96	15:23:06.511
7 -	1:50.665 (2)	0.426	76.64	15:24:57.176
8 -	1:50.239 (1)		76.93	15:26:47.415

P12 105 Lee WILLIAMS				
LAP	LAP TIME	DIFF	MPH	TIME OF DAY
1 -	1:57.100 (3)	14.528	72.43	15:13:42.393
2 -	1:42.572 (1)		82.68	15:15:24.965
3 -	1:48.215 (2)	5.643	78.37	15:17:13.180
4 -	2:07.860	25.288	66.33	15:19:21.040
5 -	2:03.021	20.449	68.94	15:21:24.061
6 -	2:01.031	18.459	70.07	15:23:25.092
7 -	2:03.609	21.037	68.61	15:25:28.701
8 -	2:05.500	22.928	67.58	15:27:34.201

P13 11 Simon LEWIS				
LAP	LAP TIME	DIFF	MPH	TIME OF DAY
1 -	1:48.705	6.516	78.02	15:13:33.998
2 -	1:42.189 (1)		82.99	15:15:16.187
3 -	1:44.070	1.881	81.49	15:17:00.257
4 -	1:43.372	1.183	82.04	15:18:43.629
5 -	1:42.721 (3)	0.532	82.56	15:20:26.350
6 -	1:43.655	1.466	81.82	15:22:10.005
7 -	1:42.566 (2)	0.377	82.69	15:23:52.571
8 -	2:12.357 P	30.168	64.08	15:26:04.928

P14 101 Toby SMITH				
LAP	LAP TIME	DIFF	MPH	TIME OF DAY
1 -	1:51.486	7.548	76.07	15:13:36.779
2 -	1:43.938 (1)		81.60	15:15:20.717
3 -	1:45.143 (2)	1.205	80.66	15:17:05.860
4 -	1:46.610 (3)	2.672	79.55	15:18:52.470

CMMC Classic Challenge

RACE 9 - STATISTICS

Competitors Started 14
Planned Start 2023-06-18 @ 15:10:00.000
Actual Start 2023-06-18 @ 15:11:45.292
Finish Time 2023-06-18 @ 15:26:06.858
Track Length 2.3560mi.
Total Laps 117
Total Distance Covered 275.6524mi.

Session Fastest Lap History

NO	CL	NAME	LAP TIME	TIME OF DAY	LAP	VEHICLE
29	B/C	Jack SMITH	1:41.046	15:13:26.375	1	MGA 1900
29	B/C	Jack SMITH	1:34.058	15:15:00.432	2	MGA 1900
29	B/C	Jack SMITH	1:33.764	15:16:34.195	3	MGA 1900
29	B/C	Jack SMITH	1:33.654	15:18:07.852	4	MGA 1900

Session Leader History

NO	CL	NAME	FROM LAP	LAPS LED	DISTANCE	VEHICLE
29	B/C	Jack SMITH	1	9	21.20 miles	MGA 1900

Flag History

TYPE	TIME OF DAY
GREEN	15:11:45.292
FINISH	15:26:06.858

Flag Statistics

TYPE	COUNT	TOTAL LAPS	TOTAL TIME
Green	1	9	16:38.355
Red	0	0	0.000
Safety Car	0	0	0.000
FCY	0	0	0.000

CMMC Classic Challenge

RACE 9 - STATISTICS

CLASS : B/C

2 Starters

Fastest Lap History

NO	NAME	LAP TIME	TIME OF DAY	LAP	VEHICLE
29	Jack SMITH	1:41.046	15:13:26.375	1	MGA 1900
29	Jack SMITH	1:34.058	15:15:00.432	2	MGA 1900
29	Jack SMITH	1:33.764	15:16:34.195	3	MGA 1900
29	Jack SMITH	1:33.654	15:18:07.852	4	MGA 1900

Leader History

NO	NAME	FROM LAP	LAPS LED	DISTANCE	VEHICLE
29	Jack SMITH	1	9	21.20 miles	MGA 1900

CMMC Classic Challenge

RACE 9 - STATISTICS

CLASS : D/E

2 Starters

Fastest Lap History

NO	NAME	LAP TIME	TIME OF DAY	LAP	VEHICLE
33	Martin BARROW	1:54.294	15:13:39.626	1	Jaguar E-Type 4200
33	Martin BARROW	1:47.977	15:15:27.602	2	Jaguar E-Type 4200
33	Martin BARROW	1:46.028	15:17:13.630	3	Jaguar E-Type 4200
33	Martin BARROW	1:45.865	15:20:45.902	5	Jaguar E-Type 4200
33	Martin BARROW	1:44.507	15:22:30.405	6	Jaguar E-Type 4200

Leader History

NO	NAME	FROM LAP	LAPS LED	DISTANCE	VEHICLE
33	Martin BARROW	1	9	21.20 miles	Jaguar E-Type 4200

CMMC Classic Challenge

RACE 9 - STATISTICS

CLASS : Hawthorn

7 Starters

Fastest Lap History

NO	NAME	LAP TIME	TIME OF DAY	LAP	VEHICLE
11	Simon LEWIS	1:48.705	15:13:34.035	1	Jaugar Mk1 3400
11	Simon LEWIS	1:42.189	15:15:16.241	2	Jaugar Mk1 3400
25	Rob NEWELL	1:42.173	15:15:16.945	2	Lister Jaguar Mk1 3442
12	Grant WILLIAMS	1:38.822	15:15:20.761	2	Jaguar Mk1 3400
12	Grant WILLIAMS	1:38.349	15:16:59.220	3	Jaguar Mk1 3400
12	Grant WILLIAMS	1:37.832	15:18:37.052	4	Jaguar Mk1 3400

Leader History

NO	NAME	FROM LAP	LAPS LED	DISTANCE	VEHICLE
11	Simon LEWIS	1	2	4.71 miles	Jaugar Mk1 3400
12	Grant WILLIAMS	3	7	16.49 miles	Jaguar Mk1 3400

CMMC Classic Challenge

RACE 9 - STATISTICS

CLASS : Ecurie

3 Starters

Fastest Lap History


NO	NAME	LAP TIME	TIME OF DAY	LAP	VEHICLE
153	Steve SPINK	1:46.738	15:13:32.055	1	MGB Roadster 1850
153	Steve SPINK	1:41.588	15:15:13.643	2	MGB Roadster 1850
511	James HICKS	1:41.055	15:15:16.446	2	MGB 1840
511	James HICKS	1:40.789	15:18:39.860	4	MGB 1840
511	James HICKS	1:39.459	15:20:19.319	5	MGB 1840

Leader History

NO	NAME	FROM LAP	LAPS LED	DISTANCE	VEHICLE
153	Steve SPINK	1	8	18.84 miles	MGB Roadster 1850
511	James HICKS	9	1	2.35 miles	MGB 1840

CMMC Classic Challenge

RACE 12 - GRID (15 minutes) - 2nd AMENDED

ROW 6	11	33	1:46.664 Martin BARROW	12	39	1:50.522 Tim STAMPER
ROW 5	9	56	1:45.680 Clive GIMSON	10	65	1:45.771 Geoff OTTLEY
ROW 4	7	29	1:44.268 Steve SMITH	8	105	1:44.554 Lee WILLIAMS
ROW 3	5	101	1:42.363 Toby SMITH	6	46	1:43.577 Freddie WILTSHIRE
ROW 2	3	25	1:41.700 Rob NEWELL	4	153	1:41.862 Steve SPINK
ROW 1	1	12	1:38.038 Grant WILLIAMS	2	511	1:40.226 James HICKS
Pole						
						

Thrupton: 2.3560 miles

These results are provisional until the conclusion of any judicial and technical matters.

Clerk Of Course : Mike Heath

Stewards :

Timekeeper : Peter Knight

CMMC Classic Challenge

RACE 12 - CLASSIFICATION

POS	NO	CL	PIC NAME	ENTRY	LAPS	TIME	GAP	DIFF	MPH	BEST	ON
1	12	Hawthorn	1 Grant WILLIAMS	Jaguar Mkl 3400	9	15:23.568			82.65	1:40.203	9
2	29	B/C	1 Jack SMITH	MGA 1900	9	15:24.645	1.077	1.077	82.55	1:40.027	9
3	153	Ecurie	1 Steve SPINK	MGB Roadster 1850	9	15:38.055	14.487	13.410	81.37	1:43.146	9
4	511	Ecurie	2 James HICKS	MGB 1840	9	15:38.890	15.322	0.835	81.30	1:42.362	4
5	25	Hawthorn	2 Rob NEWELL	Lister Jaguar Mkl 3442	9	15:39.542	15.974	0.652	81.24	1:42.484	8
6	105	Hawthorn	3 Lee WILLIAMS	Jaguar Mkl 3400	9	15:40.750	17.182	1.208	81.14	1:42.662	5
7	101	Hawthorn	4 Toby SMITH	Jaguar Mkl 3442	9	15:42.157	18.589	1.407	81.02	1:43.059	8
8	46	Ecurie	3 George WILTSHIRE	MGB 1840	9	15:52.652	29.084	10.495	80.12	1:44.421	4
9	65	Hawthorn	5 Geoff OTTLEY	Jaguar XK120 3400	9	16:23.447	59.879	30.795	77.61	1:46.661	2
10	56	B/C	2 Clive GIMSON	Triumph GT6 1998	9	16:24.609	1:01.041	1.162	77.52	1:46.548	9
11	33	D/E	1 Martin BARROW	Jaguar E-Type 4200	9	16:25.479	1:01.911	0.870	77.45	1:45.947	8

FASTEST LAP

29	B/C	Jack SMITH	MGA 1900	9	1:40.027	84.79 mph	136.46 kph
12	Hawthorn	Grant WILLIAMS	Jaguar Mkl 3400	9	1:40.203	84.64 mph	136.22 kph
511	Ecurie	James HICKS	MGB 1840	4	1:42.362	82.85 mph	133.34 kph
33	D/E	Martin BARROW	Jaguar E-Type 4200	8	1:45.947	80.05 mph	128.83 kph

Weather / Track : Drizzle / Damp

These results are provisional until the conclusion of any judicial and technical matters.

Race Distance: 9 Laps / 21.20 miles

Thrupton: 2.3560 miles

Date: 18/06/2023 Start: 17:07 Finish: 17:23

Clerk Of Course : Mike Heath

Stewards :

Timekeeper : Peter Knight

CMMC Classic Challenge

RACE 12 - LAP CHART

LAP 1 @ 17:09:39.172			LAP 2 @ 17:11:22.685			LAP 3 @ 17:13:05.092			LAP 4 @ 17:14:46.345			LAP 5 @ 17:16:28.502		
NO	BEHIND	LAP TIME	NO	BEHIND	LAP TIME	NO	BEHIND	LAP TIME	NO	BEHIND	LAP TIME	NO	BEHIND	LAP TIME
153		1:48.345	153		1:43.513	12		1:40.554	12		1:41.253	12		1:42.157
511	1.251	1:49.596	511	1.539	1:43.801	153	1.122	1:43.529	29	2.696	1:42.194	29	2.937	1:42.398
29	1.481	1:49.826	29	1.721	1:43.753	29	1.755	1:42.441	153	4.148	1:44.279	153	5.341	1:43.350
101	3.157	1:51.502	12	1.853	1:41.312	511	3.905	1:44.773	511	5.014	1:42.362	511	5.653	1:42.796
25	3.911	1:52.256	101	3.832	1:44.188	101	5.007	1:43.582	101	7.448	1:43.694	25	8.566	1:42.980
12	4.054	1:52.399	25	4.022	1:43.624	25	5.259	1:43.644	25	7.743	1:43.737	101	8.763	1:43.472
46	4.213	1:52.558	105	5.360	1:43.825	105	6.907	1:43.954	105	9.240	1:43.586	105	9.745	1:42.662
105	5.048	1:53.393	46	7.328	1:46.628	46	9.582	1:44.661	46	12.750	1:44.421	46	15.826	1:45.233
65	7.072	1:55.417	65	10.220	1:46.661	65	14.991	1:47.178	65	20.830	1:47.092	65	26.052	1:47.379
33	8.412	1:56.757	33	14.269	1:49.370	33	21.731	1:49.869	33	29.604	1:49.126	56	35.028	1:46.704
56	10.637	1:58.982	56	16.504	1:49.380	56	22.963	1:48.866	56	30.481	1:48.771	33	37.787	1:50.340

CMMC Classic Challenge

RACE 12 - LAP CHART

LAP 6 @ 17:18:10.769			LAP 7 @ 17:19:52.092			LAP 8 @ 17:21:34.192			LAP 9 @ 17:23:14.395		
NO	BEHIND	LAP TIME	NO	BEHIND	LAP TIME	NO	BEHIND	LAP TIME	NO	BEHIND	LAP TIME
12		1:42.267	12		1:41.323	12		1:42.100	12		1:40.203
29	2.616	1:41.946	29	2.316	1:41.023	29	1.253	1:41.037	29	1.077	1:40.027
153	6.266	1:43.192	153	9.248	1:44.305	153	11.544	1:44.396	153	14.487	1:43.146
511	6.513	1:43.127	511	9.603	1:44.413	511	12.021	1:44.518	511	15.322	1:43.504
25	9.070	1:42.771	25	12.057	1:44.310	25	12.441	1:42.484	25	15.974	1:43.736
105	11.504	1:44.026	105	13.394	1:43.213	105	14.015	1:42.721	105	17.182	1:43.370
101	11.793	1:45.297	101	14.274	1:43.804	101	15.233	1:43.059	101	18.589	1:43.559
46	18.441	1:44.882	46	21.952	1:44.834	46	24.643	1:44.791	46	29.084	1:44.644
65	33.443	1:49.658	65	41.964	1:49.844	65	49.551	1:49.687	65	59.879	1:50.531
56	40.278	1:47.517	56	48.406	1:49.451	56	54.696	1:48.390	56	1:01.041	1:46.548
33	44.055	1:48.535	33	51.770	1:49.038	33	55.617	1:45.947	33	1:01.911	1:46.497

CMMC Classic Challenge

RACE 12 - POSITION CHART

No	Name	Lap									
		Pos	1	2	3	4	5	6	7	8	9
12	WILLIAMS	1	153	153	12	12	12	12	12	12	12
511	HICKS	2	511	511	153	29	29	29	29	29	29
25	NEWELL	3	29	29	29	153	153	153	153	153	153
153	SPINK	4	101	12	511	511	511	511	511	511	511
101	SMITH	5	25	101	101	101	25	25	25	25	25
105	WILLIAMS	6	12	25	25	25	101	105	105	105	105
56	GIMSON	7	46	105	105	105	105	101	101	101	101
65	OTTLEY	8	105	46	46	46	46	46	46	46	46
33	BARROW	9	65	65	65	65	65	65	65	65	65
46	WILTSHIRE	10	33	33	33	33	56	56	56	56	56
29	SMITH	11	56	56	56	56	33	33	33	33	33

CMMC Classic Challenge

RACE 12 - LAP ANALYSIS

DIFF = Difference To Personal Best Lap

P1 12 Grant WILLIAMS				
LAP	LAP TIME	DIFF	MPH	TIME OF DAY
1 -	1:52.399	12.196	75.45	17:09:43.226
2 -	1:41.312	1.109	83.71	17:11:24.538
3 -	1:40.554 (2)	0.351	84.34	17:13:05.092
4 -	1:41.253 (3)	1.050	83.76	17:14:46.345
5 -	1:42.157	1.954	83.02	17:16:28.502
6 -	1:42.267	2.064	82.93	17:18:10.769
7 -	1:41.323	1.120	83.70	17:19:52.092
8 -	1:42.100	1.897	83.07	17:21:34.192
9 -	1:40.203 (1)		84.64	17:23:14.395

P2 29 Jack SMITH				
LAP	LAP TIME	DIFF	MPH	TIME OF DAY
1 -	1:49.826	9.799	77.22	17:09:40.653
2 -	1:43.753	3.726	81.74	17:11:24.406
3 -	1:42.441	2.414	82.79	17:13:06.847
4 -	1:42.194	2.167	82.99	17:14:49.041
5 -	1:42.398	2.371	82.82	17:16:31.439
6 -	1:41.946	1.919	83.19	17:18:13.385
7 -	1:41.023 (2)	0.996	83.95	17:19:54.408
8 -	1:41.037 (3)	1.010	83.94	17:21:35.445
9 -	1:40.027 (1)		84.79	17:23:15.472

P3 153 Steve SPINK				
LAP	LAP TIME	DIFF	MPH	TIME OF DAY
1 -	1:48.345	5.199	78.28	17:09:39.172
2 -	1:43.513	0.367	81.93	17:11:22.685
3 -	1:43.529	0.383	81.92	17:13:06.214
4 -	1:44.279	1.133	81.33	17:14:50.493
5 -	1:43.350 (3)	0.204	82.06	17:16:33.843
6 -	1:43.192 (2)	0.046	82.19	17:18:17.035
7 -	1:44.305	1.159	81.31	17:20:01.340
8 -	1:44.396	1.250	81.24	17:21:45.736
9 -	1:43.146 (1)		82.22	17:23:28.882

P4 511 James HICKS				
LAP	LAP TIME	DIFF	MPH	TIME OF DAY
1 -	1:49.596	7.234	77.38	17:09:40.423
2 -	1:43.801	1.439	81.71	17:11:24.224
3 -	1:44.773	2.411	80.95	17:13:08.997
4 -	1:42.362 (1)		82.85	17:14:51.359
5 -	1:42.796 (2)	0.434	82.50	17:16:34.155
6 -	1:43.127 (3)	0.765	82.24	17:18:17.282
7 -	1:44.413	2.051	81.23	17:20:01.695
8 -	1:44.518	2.156	81.14	17:21:46.213
9 -	1:43.504	1.142	81.94	17:23:29.717

P5 25 Rob NEWELL				
LAP	LAP TIME	DIFF	MPH	TIME OF DAY
1 -	1:52.256	9.772	75.55	17:09:43.083
2 -	1:43.624	1.140	81.84	17:11:26.707
3 -	1:43.644	1.160	81.83	17:13:10.351
4 -	1:43.737	1.253	81.76	17:14:54.088
5 -	1:42.980 (3)	0.496	82.36	17:16:37.068
6 -	1:42.771 (2)	0.287	82.52	17:18:19.839
7 -	1:44.310	1.826	81.31	17:20:04.149
8 -	1:42.484 (1)		82.76	17:21:46.633
9 -	1:43.736	1.252	81.76	17:23:30.369

DIFF = Difference To Personal Best Lap

P6 105 Lee WILLIAMS				
LAP	LAP TIME	DIFF	MPH	TIME OF DAY
1 -	1:53.393	10.731	74.79	17:09:44.220
2 -	1:43.825	1.163	81.69	17:11:28.045
3 -	1:43.954	1.292	81.59	17:13:11.999
4 -	1:43.586	0.924	81.87	17:14:55.585
5 -	1:42.662 (1)		82.61	17:16:38.247
6 -	1:44.026	1.364	81.53	17:18:22.273
7 -	1:43.213 (3)	0.551	82.17	17:20:05.486
8 -	1:42.721 (2)	0.059	82.56	17:21:48.207
9 -	1:43.370	0.708	82.05	17:23:31.577

P7 101 Toby SMITH				
LAP	LAP TIME	DIFF	MPH	TIME OF DAY
1 -	1:51.502	8.443	76.06	17:09:42.329
2 -	1:44.188	1.129	81.40	17:11:26.517
3 -	1:43.582	0.523	81.88	17:13:10.099
4 -	1:43.694	0.635	81.79	17:14:53.793
5 -	1:43.472 (2)	0.413	81.97	17:16:37.265
6 -	1:45.297	2.238	80.54	17:18:22.562
7 -	1:43.804	0.745	81.70	17:20:06.366
8 -	1:43.059 (1)		82.29	17:21:49.425
9 -	1:43.559 (3)	0.500	81.90	17:23:32.984

P8 46 George WILTSHIRE				
LAP	LAP TIME	DIFF	MPH	TIME OF DAY
1 -	1:52.558	8.137	75.35	17:09:43.385
2 -	1:46.628	2.207	79.54	17:11:30.013
3 -	1:44.661 (3)	0.240	81.03	17:13:14.674
4 -	1:44.421 (1)		81.22	17:14:59.095
5 -	1:45.233	0.812	80.59	17:16:44.328
6 -	1:44.882	0.461	80.86	17:18:29.210
7 -	1:44.834	0.413	80.90	17:20:14.044
8 -	1:44.791	0.370	80.93	17:21:58.835
9 -	1:44.644 (2)	0.223	81.05	17:23:43.479

P9 65 Geoff OTTLEY				
LAP	LAP TIME	DIFF	MPH	TIME OF DAY
1 -	1:55.417	8.756	73.48	17:09:46.244
2 -	1:46.661 (1)		79.51	17:11:32.905
3 -	1:47.178 (3)	0.517	79.13	17:13:20.083
4 -	1:47.092 (2)	0.431	79.19	17:15:07.175
5 -	1:47.379	0.718	78.98	17:16:54.554
6 -	1:49.658	2.997	77.34	17:18:44.212
7 -	1:49.844	3.183	77.21	17:20:34.056
8 -	1:49.687	3.026	77.32	17:22:23.743
9 -	1:50.531	3.870	76.73	17:24:14.274

P10 56 Clive GIMSON				
LAP	LAP TIME	DIFF	MPH	TIME OF DAY
1 -	1:58.982	12.434	71.28	17:09:49.809
2 -	1:49.380	2.832	77.54	17:11:39.189
3 -	1:48.866	2.318	77.90	17:13:28.055
4 -	1:48.771	2.223	77.97	17:15:16.826
5 -	1:46.704 (2)	0.156	79.48	17:17:03.530
6 -	1:47.517 (3)	0.969	78.88	17:18:51.047
7 -	1:49.451	2.903	77.49	17:20:40.498
8 -	1:48.390	1.842	78.25	17:22:28.888
9 -	1:46.548 (1)		79.60	17:24:15.436

CMMC Classic Challenge

RACE 12 - LAP ANALYSIS

DIFF = Difference To Personal Best Lap

P11 33 Martin BARROW				
LAP	LAP TIME	DIFF	MPH	TIME OF DAY
1 -	1:56.757	10.810	72.64	17:09:47.584
2 -	1:49.370	3.423	77.54	17:11:36.954
3 -	1:49.869	3.922	77.19	17:13:26.823
4 -	1:49.126	3.179	77.72	17:15:15.949
5 -	1:50.340	4.393	76.86	17:17:06.289
6 -	1:48.535 (3)	2.588	78.14	17:18:54.824
7 -	1:49.038	3.091	77.78	17:20:43.862
8 -	1:45.947 (1)		80.05	17:22:29.809
9 -	1:46.497 (2)	0.550	79.64	17:24:16.306

CMMC Classic Challenge

RACE 12 - STATISTICS

Competitors Started 11
Planned Start 2023-06-18 @ 17:00:00.000
Actual Start 2023-06-18 @ 17:07:50.826
Finish Time 2023-06-18 @ 17:23:13.430
Track Length 2.3560mi.
Total Laps 99
Total Distance Covered 233.2443mi.

Session Fastest Lap History

NO	CL	NAME	LAP TIME	TIME OF DAY	LAP	VEHICLE
153	Ecurie	Steve SPINK	1:48.345	17:09:39.196	1	MGB Roadster 1850
153	Ecurie	Steve SPINK	1:43.513	17:11:22.710	2	MGB Roadster 1850
12	Hawthorn	Grant WILLIAMS	1:41.312	17:11:24.442	2	Jaguar Mkl 3400
12	Hawthorn	Grant WILLIAMS	1:40.554	17:13:05.108	3	Jaguar Mkl 3400
12	Hawthorn	Grant WILLIAMS	1:40.203	17:23:14.411	9	Jaguar Mkl 3400
29	B/C	Jack SMITH	1:40.027	17:23:15.508	9	MGA 1900

Session Leader History

NO	CL	NAME	FROM LAP	LAPS LED	DISTANCE	VEHICLE
153	Ecurie	Steve SPINK	1	2	4.71 miles	MGB Roadster 1850
12	Hawthorn	Grant WILLIAMS	3	7	16.49 miles	Jaguar Mkl 3400

Flag History

TYPE	TIME OF DAY
GREEN	17:07:50.826
FINISH	17:23:13.430

Flag Statistics

TYPE	COUNT	TOTAL LAPS	TOTAL TIME
Green	1	9	16:52.008
Red	0	0	0.000
Safety Car	0	0	0.000
FCY	0	0	0.000

CMMC Classic Challenge

RACE 12 - STATISTICS

CLASS : B/C

2 Starters

Fastest Lap History

NO	NAME	LAP TIME	TIME OF DAY	LAP	VEHICLE
29	Jack SMITH	1:49.826	17:09:40.691	1	MGA 1900
29	Jack SMITH	1:43.753	17:11:24.406	2	MGA 1900
29	Jack SMITH	1:42.441	17:13:06.884	3	MGA 1900
29	Jack SMITH	1:42.194	17:14:49.078	4	MGA 1900
29	Jack SMITH	1:41.946	17:18:13.420	6	MGA 1900
29	Jack SMITH	1:41.023	17:19:54.444	7	MGA 1900
29	Jack SMITH	1:40.027	17:23:15.508	9	MGA 1900

Leader History

NO	NAME	FROM LAP	LAPS LED	DISTANCE	VEHICLE
29	Jack SMITH	1	9	21.20 miles	MGA 1900

CMMC Classic Challenge

RACE 12 - STATISTICS

CLASS : D/E

1 Starters

Fastest Lap History

NO	NAME	LAP TIME	TIME OF DAY	LAP	VEHICLE
33	Martin BARROW	1:56.757	17:09:47.625	1	Jaguar E-Type 4200
33	Martin BARROW	1:49.370	17:11:36.986	2	Jaguar E-Type 4200
33	Martin BARROW	1:49.126	17:15:15.985	4	Jaguar E-Type 4200
33	Martin BARROW	1:48.535	17:18:54.855	6	Jaguar E-Type 4200
33	Martin BARROW	1:45.947	17:22:29.849	8	Jaguar E-Type 4200

Leader History

NO	NAME	FROM LAP	LAPS LED	DISTANCE	VEHICLE
33	Martin BARROW	1	9	21.20 miles	Jaguar E-Type 4200

CMMC Classic Challenge

RACE 12 - STATISTICS

CLASS : Hawthorn

5 Starters

Fastest Lap History

NO	NAME	LAP TIME	TIME OF DAY	LAP	VEHICLE
101	Toby SMITH	1:51.502	17:09:42.356	1	Jaguar Mkl 3442
12	Grant WILLIAMS	1:41.312	17:11:24.442	2	Jaguar Mkl 3400
12	Grant WILLIAMS	1:40.554	17:13:05.108	3	Jaguar Mkl 3400
12	Grant WILLIAMS	1:40.203	17:23:14.411	9	Jaguar Mkl 3400

Leader History

NO	NAME	FROM LAP	LAPS LED	DISTANCE	VEHICLE
101	Toby SMITH	1	1	2.35 miles	Jaguar Mkl 3442
12	Grant WILLIAMS	2	8	18.84 miles	Jaguar Mkl 3400

CMMC Classic Challenge

RACE 12 - STATISTICS

CLASS : Ecurie

3 Starters

Fastest Lap History

NO	NAME	LAP TIME	TIME OF DAY	LAP	VEHICLE
153	Steve SPINK	1:48.345	17:09:39.196	1	MGB Roadster 1850
153	Steve SPINK	1:43.513	17:11:22.710	2	MGB Roadster 1850
511	James HICKS	1:42.362	17:14:51.383	4	MGB 1840

Leader History

NO	NAME	FROM LAP	LAPS LED	DISTANCE	VEHICLE
153	Steve SPINK	1	9	21.20 miles	MGB Roadster 1850